

Date: May 18, 2025;

BSE Limited

Phiroze Jeejeebhoy Towers,
Dalal Street
Mumbai- 400 001

SCRIP CODE: 543895

Subject: Intimation of Investor Presentation for the Half Year and Year Ended March 31, 2025;

Dear Sir/ Madam,

With reference to the captioned subject and in accordance with the provisions of Regulation 30 of Securities and Exchange Board of India (Listing Obligations and Disclosure Requirements) Regulations, 2015, please find enclosed herewith the Investor Presentation for the half year and year ended March 31, 2025. This presentation outlines key financial results and strategic initiatives undertaken by the Company during this period.

Please refer to the enclosed document for a detailed overview of our performance and strategic direction.

The above intimation is also available on the website of the Company i.e. <https://exhicongroup.com/>

Thanking You,

Yours Faithfully

For **Exhicon Events Media Solutions Limited**

Pranjul Jain

Company Secretary & Compliance Officer

Membership No. A67725

Encl: A/a

EXHICON EVENTS MEDIA SOLUTIONS LIMITED

(Formerly Known as Exhicon Events Media Solutions Private Limited) CIN:L74990MH2010PLC208218

Regd. Office: Unit No. 134 & 146, 1st Floor, Andheri Industrial Estate, Plot No. 22,
Veera Desai Road, Andheri West, Mumbai - 400053, Maharashtra, India

Toll Free: 1800 258 8103 | Email: info@exhicongroup.com | www.exhicongroup.com

EXHICON

Exhicon Events Media Solutions Limited

Financial Presentation FY 2024-2025





FY25 Financial Overview



H2FY25 FINANCIAL SNAPSHOT – HIGHEST EVER ON ALL COUNTS

Particulars	Consolidated Results		
	H2FY25	H2FY24	YoY(%)
Revenue	8088.06	4117.14	96.4%
EBITDA	2234.87	866.09	158.0%
EBITDA Margin(%)	27.6%	21.0%	
Profit Before Tax	2186.63	812.71	169.0%
PBT Margin(%)	27.0%	19.7%	
Profit After Tax	1965.02	654.93	200.0%
PAT Margin(%)	24.3%	15.9%	
PAT After Minority Interest	1616.67	543.13	197.6%
PAT After MI Margin(%)	19.9%	13.1%	

**Figures in Lakhs*

FY25 FINANCIAL SNAPSHOT – SCALING NEW HEIGHTS

Particulars	Consolidated Results		
	FY25	FY24	YoY (%)
Revenue	14351.22	8845.89	62.2%
EBITDA	3512.92	1946.29	80.5%
EBITDA Margin(%)	24.4%	22.0%	
Profit Before Tax	3573.64	1830.71	95.2%
PBT Margin(%)	24.9%	20.7%	
Profit After Tax	3025.61	1422.57	112.7%
PAT Margin(%)	21.0%	16.0%	
PAT After Minority Interest	2599.72	1308.03	98.7%
PAT After MI Margin(%)	18.1%	14.7%	

**Figures in Lakhs*

1. Revenue Growth of 96%/62% for H2FY25/FY25, respectively driven by Strategic Acquisitions in particular

- *Significant increase in top-line driven by consolidation of newly acquired entities and event IPs.*
- *Integration of operations across verticals contributed to stronger revenue realization.*

2. EBITDA Growth of 158%/81% for H2FY25/FY25, respectively Reflecting Operating Leverage & Synergies

- *EBITDA margin expanded substantially due to operational integration, cost optimization, and strategic value addition post-merger activities.*

3. EBITDA Margins at 27.6%/24.4% for H2FY25/FY25, respectively

- *Enhanced profitability led by efficient cost structures, increased realization, and higher-margin projects such as government tenders and Messe Global events.*

4. PAT (After MI) Margins at 20%/18% for H2FY25/FY25, respectively

5. Cash Flows turns positive with enhanced Working Capital Management

- *Cash flow from operations turned positive; major improvement in trade receivables cycle contributed to liquidity strength.*

6. ROCE touches 35% in FY25

- *Robust return on capital employed indicating capital efficiency, strong asset utilization, and healthy profit generation.*

Created 120,000 Sqm of Temporary Event Infrastructure to serve 2400 Indian & 100 Foreign companies in 10 Cities of India
Managed 120,000 B2B Visitors
Served 80 Indian Companies participating in B2B Exhibitions in Saudi Arabia, UAE, Germany & France

Government Projects Won & Executed

Ministry of Textiles GOI
Rajasthan Tourism
UP Government
Delhi Government
Maharashtra Government
UP Expressway Industrial Dev Auth
Institute of Actuaries of India
UPSRLM
Central Wool Development Board

International Delegation Management

India visits of Brazil Government
Delegation (Rio Grande do Sul), Iranian
Government Delegation, Italian Business
Delegation, American Business Delegation

Domestic Delegation Management

Served over 1000 Domestic Trade Delegates
for PHDCCI, FICCI, EEPC & HKTDC

Zero Net Debt

Achieved on standalone basis

Launched 1st Phase of Pune's Biggest
Messe Global Convention Centre

Exclusive 5-Year IP Partnership
with Hungama Digital Media –
“Independent Together” Live Event
Series

Nuclear Power Corporation of India
Managed 120 Events across India
(June 2024–April 2025)

Live Events IP's

Curated and Organized 4 National Level Events
in Pune, Lucknow, New Delhi & Mumbai with
catering to 15,000 Music Enthusiasts Audience

New Multipurpose Venue Development

Signed MoU with Govt. of Rajasthan
Acquired Land in Ayodhya

**COMPANY
MILESTONES
H2-FY 25**

Way Forward – Strategic Roadmap for 3 years

1. Industry Tailwinds & Market Leadership

- *MICE and B2B exhibitions sector is projected to grow at a **CAGR of 15–18%**.*
- *Exhicon is strategically positioned to grow significantly higher than the industry with its increasing market share in end to end service portfolios , added modular infrastructure and government-led projects.*

2. Sustained Revenue Growth (40–50% CAGR Over Next 3 Years)

- *Growth to be fuelled by Messe Global Pune Phase 2, Messe Global Arena Pune , Messe Global Ayodhya , New Event IPs (both national and International), and Capex-led expansion in Event infrastructure.*

3. EBITDA margins to remain firm driven by

- *Operating leverage*
- *Sustained focus on VENUE Operations*

4. PAT margin to sustain at 15-20%

- *Driven by healthy and sustained growth, and operational efficiencies .*

5. Working Capital Efficiency to be Sustained

- *Continued optimization of receivables and inventory cycles.*
- *Leveraging digital integration for better cash flow predictability.*

6. Aim to sustain RoCE at 25-30% levels driven by

- *Sustained earnings growth momentum*
- *Firm EBITDA margins*
- *Focus on stricter working capital management*

Way Forward – Strategic Roadmap for 3 years

8. Targeted Capex to Fuel Growth

- *Rolling capex of ₹100 Cr over next 3 years*
- *Focus on adding venues and increasing investments in temporary event infrastructure to support large-format B2B exhibitions.*

9. Buying of a Pre-Owned Eurocopter

- *United Helicharters Pvt. Ltd A subsidiary of Exhicon Events Media Solutions, has announced buying of a pre-owned Eurocopter AS350 B3 from Savbak Helicopters AB, Sweden*

10. Pune's First Dedicated Concert Arena

- *Signed Agreement with Butterfly Funtainments to Launch "Messe Global Arena Kharadi" to be Operational from Sept-2025*

11. New Multipurpose Venue Development

- *Signed MoU with Govt. of Rajasthan*
- *Acquired 5 Acres of Land in Ayodhya*

12. ₹ 50 Cr. investment in Inventory of Temporary infrastructure

- *Exhicon has approved a ₹50 crore investment to develop modular and portable event infrastructure like hangars, dome structures, and prefab systems.*
- *Strategic move intended to bolster capabilities in MICE and B2B Exhibitions sector*

13. New International Exhibition IP's

- *Partnered with ANM Exhibitions on IP's – "**Best of India**" in Cambodia, Vietnam, Russia, Brazil, South Africa*

- The India B2B Events Market size is estimated at USD 0.60 billion in 2025, and is expected to reach USD 1.04 billion by 2030, at a CAGR of 11.72% during the forecast period (2025-2030).

Economic Impact

- Revenue Generation: The industry generates substantial revenue, with projections indicating a growth to USD 7.80 billion by 2029.
- Employment: It provides indirect employment to approximately 10 million people annually.

Infrastructure and Capacity

- As of 2025, India's indoor exhibition capacity is approximately 1.2 million square meters. This significant expansion places the country among the global leaders in exhibition infrastructure, boosting its competitiveness as a key destination for international events and trade shows.

Sectoral Insights

- **B2B Dominance:** The B2B segment holds the largest share in the exhibition market, accounting for approximately 40%.
- **Key Sectors:** Prominent sectors include health, medical and pharma, building and construction, electrical and electronics, automotive and transportation, and industrial manufacturing and engineering.

Growth Drivers

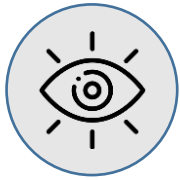
- **Government Initiatives:** Programs like "Make in India" and "Digital India" have propelled the growth of the exhibition industry by encouraging enterprise development and foreign investments.
- **Global Expansion:** India plans to scale up exhibitions, introducing new venues and enhancing the global presence of its industries.

Future Outlook

- With its strategic geographic position, robust economic growth, and supportive government policies, India's exhibition industry is poised for continued expansion. The sector's growth not only contributes to the economy but also enhances India's position as a global exhibition destination.



COMPANY OVERVIEW



Vision

To become world's most admired solution provider for exhibition & events to fulfill promises in the highest form of integrity.



Mission

Contributing for global economic growth by way of facilitating worldwide exhibitions and events; breaking down boundaries of countries, religions and cultures.

Value

Commitment

We will explore all alternatives and maximize all opportunities to achieve progress for our customers, company and ourselves.

Innovation

We challenge ourselves in bringing positive change to all our businesses through new ideas and technology.

Quality


We take pride in being professional, responsible, and reliable in all we do to deliver the highest standards.

Integrity

To be honest to our customers and ourselves in whatever we do.

Team Spirit

To foster a sense of belonging and unity towards our shared goals.



360 DEGREE EVENT SOLUTIONS

- End to End Management of B2B & B2C Exhibitions with In-house
- German Hangars/Prefab Maxima/Octanorm Systems /Staging/Decor Solutions
- Exhibition Pavilion Designing/Building



MANAGEMENT & VENUE OPERATIONS

- Exhibition & Convention Centers
- Biggest Multipurpose Event Venue in Pune
- Best Suitable for Weddings, Corporate Events, Trade fairs, Concerts, Launches and much more.
- Pinewoods Golf Club by Exhicon



TRADESHOW MEDIA

- Pioneer Tradeshow Magazine Of India
- Pioneer Tradeshow Magazine of UAE
- Newsletters, Webinars, Live Streaming



NEW EVENT IP'S

- Best of India - Cambodia, Vietnam, Russia, Brazil, South Africa
- Instyle Mega – India, UAE, New Zealand
- International Disaster Management Expo (IADM) India, Russia, UAE



INTERNATIONAL OPERATIONS

- New Age Event Marketing, B2B Event Space Selling, Sponsorship, Lead Generation, Delegations Sales
- Trade Show Media
- Foreign Delegation Management
- Hospitality & MICE
- B2B Travel & Business Tourism
- Government MICE



Temporary Infrastructure for the large format Events and Exhibitions



Venue, Exhibition Organizing & end to end management



Stall Designing, Creative & Media Solutions, Printing & publishing, including Media Planning / Buying and implementation



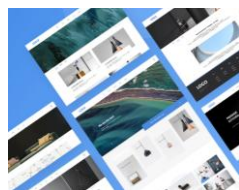
Govt Event Management & MICE

EXHiCON

Database Analysis & Listings



Landscaping Contracting AMC of Venues In UAE



Golf Club & Luxury Sports Event Management



Religious Tourism, MRO and Helicopter Leasing



Gamut of Products and Services

- Full range of products and services for the exhibition, conference, and events industry.
- Manages events from concept to completion with in-house infrastructure and integrated marketing solutions.
- Ensures operational efficiency and value delivery for stakeholders.

Meeting expectations of clients

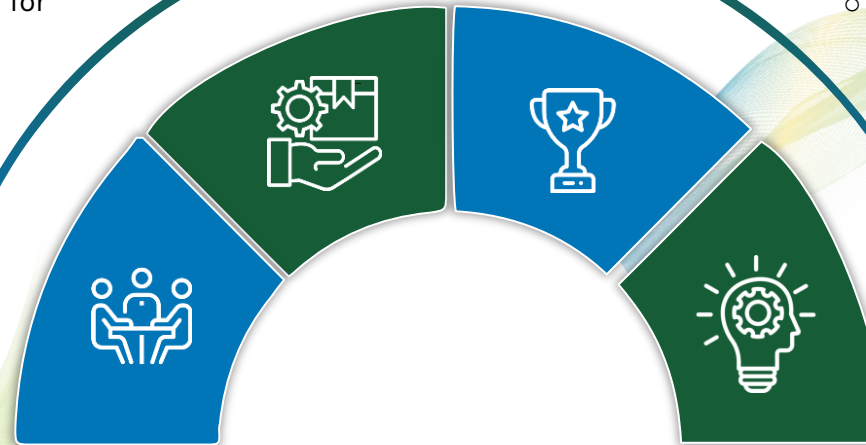
- Strong relationships through comprehensive service offerings.
- Focus on meeting client expectations with research, creative works, and strategic media planning.
- Long-term relationships built on measuring success via brand awareness, sales impact, and client feedback.

Awards

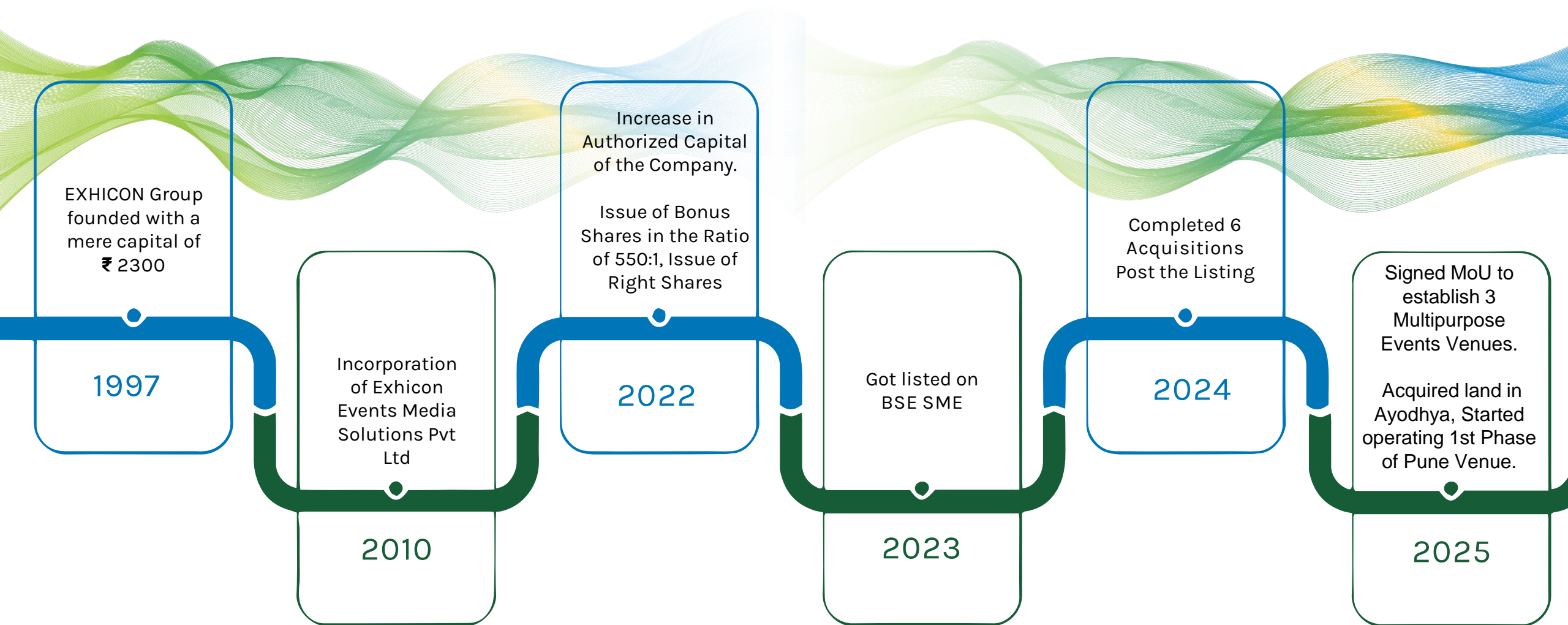
- Awarded as Prestigious Top 500 Brands in Asia in 2019.
- Recognized as one of ABP's Top 100 MSMEs in India in 2022, highlighting business growth and client satisfaction.
- Over 100 Awards won from in the last 10 years.

Core Expertise

- Management and Execution of large format outdoor and indoor exhibitions with in-house infrastructure.
- Conceptualizing new ideas and themes around which exhibitions can be organized.
- Enlisting support and association of relevant trade bodies and industry associations.
- Marketing the exhibition to relevant exhibitors (Clients).
- Attracting relevant visitors through adequate publicity and advertisement to make the exhibition a success.
- Hosting the exhibitions.



Key Events And Milestones





MANAGEMENT OVERVIEW

Brief Profile Of The Directors



Mr. Mohammad Quaim Syed, Promoter and Chairman & Managing Director

He is the founder of Exhicon Group in Mumbai and is a serial entrepreneur with More than two decades in the trade fair and events industry. He is the Managing Director of Worldwide Exhibitions Agency Asia in Hong Kong and Editor in Chief of Trade Fair Times. He has held leadership roles in the Imamia Chamber of Commerce and Industry, UNCTAD's Empretec Program, and the Indian Industries Association. Recently, he co-founded the Exhibition Organisers Council of India. His accolades include the Maeeshat Media Awards, Realty Icon Awards 2022, and recognition for promoting entrepreneurship among Imamia youth.



Ms. Padma Mishra, Whole Time Director

She holds a degree in Event Trade fairs and Events expert from the Lucknow University. She has over 20 years of experience in the business collaborations & Joint Ventures, International Exhibitions Organizer, Large Scale Industrial Global Expo. She won the prize for the category "Women Power in MICE" in the Annual Women Power Summit & Awards 2022.



Ms. Nisha Quaim Syed, Executive Director

She holds a degree in Master of Arts from University of Mumbai. She worked as a teacher for five years before joining Team Pinnacle Publication in 2002, where she worked as the editor. It later got rebranded as a TradeFairTimes where she further worked for three years. In 2014, she became a managing partner of Exhicon Impex.



Mr. Pechimuthu Udaykumar, Independent Director

He holds a degree in B.E. (Mech.) and Post Graduate Diploma in Management. He is the immediate former Managing Director of National Small Industries Corporations Limited (NSIC) and has about 35 years of experience in various areas of Marketing and Policy formation related to MSME, Petroleum, Fertilizer and Private Equity Sectors and has contributed significantly to the formulation of innovative strategies while working in these areas.

Brief Profile Of The Directors



Mr. Hussein Ahmad Sayed, Independent Director

He holds a Master's Degree in Science from University of Bombay. He joined Bombay Customs in the year 1976 and promoted as Superintendent of Customs (Gazetted Officer) in the year 1996. He is retired from Indian Customs as Superintendent in January 2010 after putting in 34 years of meritorious service with Indian Customs Department.



Mr. Raminder Singh, Independent Director

He holds a degree in B.A. from Punjab University and PG Diploma in Foreign Trade from IIFT, New Delhi, PG Diploma in Marketing & Sales Management and in Public Relations and Mass Communication. He has a working experience of about 37 years. Presently he is working as a freelancer to sell exhibitions for various organizers and entails lesioning with Central and State Ministries, law enforcing agencies etc.,



Mr. Sushil Shah (CA), CFO

Mr. Sushil Shah is qualified as Chartered Accountants (Certified Public Accountant) with more than 30 years of professional work experience. Worked in the MICE Industry and specialized in Exhibitions and Conventions, Event Management, Venue Management and other pertinent hospitality businesses for last 18 years. He also possesses Board level expertise and member of Indian private and Public Company.



Mr. Pranjul Jain, Company Secretary & Compliance Officer

CS Pranjul Jain is a associate member of ICSI (Institute of Company Secretaries of India) having membership No A67725. He is a qualified Company Secretary having overall experience of 4.5+ year in the field of Company Law, SEBI Regulation and other Corporate Laws. He also have experience in handling the matters of corporate restructuring transaction i.e; Merger, Amalgamation, Takeover and Acquisition of Listed Entities as well as unlisted entities. Previous to the joining of Exhicon he is handling the secretarial compliances of the listed entities (Top 250 as per the Market Capitalization)



Mr. Mark Burns

20+ Years Of Industry Experience
Projects Director - Green Branch Contracting & Landscaping LLC (Dubai)



Mr. Ketul Shah

09+ Years Of Industry Experience
CEO - Exhibitor Services



Mr. Pushkin Agha

21+ Years Of Industry Experience
CEO - Maple Height Business Center LLC (Dubai)



Dr. Sandeep S

22+ Years Of Industry Experience
FOUNDER - Pinewoods Golf Club



Mr. Prakash Nayak

26+ Years Of Industry Experience
CTO & Director - United Helicharters Pvt. Ltd.



Mr. Simon Dennis

15+ Years Of Industry Experience
CEO & Chief Instructor Pinewoods Golf Club



Mr. Tanwir Siddique

20+ Years Of Industry Experience
CEO - Data Business



Mr. Asab Shazi

22+ Years Of Industry Experience
CXO



Ms. Krishna Bhatt (CA)

8+ Years Of Industry Experience
VP-Finance

The background of the slide features a collage of financial-related images. On the left, a stack of coins is visible. On the right, a black calculator is shown. Overlaid on these are several semi-transparent financial charts, including a candlestick chart and a line graph with data points. A bright, glowing light source is positioned in the center-right, creating a lens flare effect. A large, circular graphic with a blue-to-red gradient border is on the left side, containing the text 'Financial Statements'.

Financial Statements

Profit & Loss Statement (Consolidated)

Particulars	2025 (in lakhs)	2024(in lakhs)
Revenue from operations	14,351.22	8,845.89
Other Income	298.73	66.23
Total Revenue	14,649.94	8,912.12
Expenses:		
(a) Purchase of Stock in trade	8,946.11	5,964.63
(b) Employee benefits expense	719.53	334.51
(c) Finance costs	9.40	8.47
(d) Depreciation and amortization expense	228.60	173.34
(e) Other expenses	1,172.66	600.46
Total Expenses	11,076.30	7,081.41
Profit/(Loss) Before Tax	3,573.64	1,830.71
Tax expense:		
(a) Current tax expense	510.89	348.51
(b) Deferred tax expense/(credit)	37.13	59.62
Total Tax Expense	548.03	408.13
Profit/(Loss) for the period/year	3,025.61	1,422.57
Minority interest	425.89	114.54
Profit/(Loss) for the period/year	2,599.72	1,308.03
EPS		
a) Basic	20.06	10.09
b) Diluted	15.56	10.09
No of shares at the end of period	1,29,62,500	1,29,62,500
No of shares considering warrant conversion	1,67,12,500	1,29,62,500
EPS		
a) Basic	20.06	10.09
b) Diluted	19.43	10.09
Weighted Average No. of Shares considered for calculating earning per share (Including impact of preferential/bonus shares as per AS 20)	1,29,62,500	1,29,62,500
Weighted Average No. of Shares after considering conversion of warrants	1,33,82,911	1,29,62,500

Balance Sheet (Consolidated)

Particulars	As at March 31, 2025 (Audited)	As at March 31, 2024 (Audited)
EQUITY AND LIABILITIES	(₹ in Lakhs)	(₹ in Lakhs)
Shareholders' funds		
Share capital	1296.25	1296.25
Reserves and Surplus	9911.09	7026.36
Minority interest	1095.57	71.67
Net Worth	12302.92	8394.28
Non-current liabilities		
Deferred tax liabilities (net)	32.93	174.03
Long Term Borrowings		73.74
Total Non Current Liabilities	32.93	174.03
Current liabilities		
Trade payables	957.39	1170.18
Other current liabilities	763.71	446.83
Short-term provisions	201.13	65.64
Total Current Liabilities	1922.24	1756.74
TOTAL	14258.09	10324.70

Particulars	As at March 31, 2025 (Audited)	As at March 31, 2024 (Audited)
ASSETS	(₹ in Lakhs)	(₹ in Lakhs)
Non-current assets		
Property, Plant & Equipment and Intangible Assets	2529.89	1377.84
Long-term loans and advances	1854.49	
Non-current investments	642.76	24
Advances Against Investments	732.41	
Other Non-Current Assets	0	0
Total Non Current Asset	5759.56	1401.84
Current assets		
Inventories	258.2	
Trade receivables	3456.64	3228.79
Cash and bank balances	1169.09	2321.85
Short-term loans and advances	1980.59	1605.29
Other current assets	1633.98	1766.93
Total Current Asset	8498.52	8922.86
TOTAL	14258.09	10324.70

Cash Flow Statement (Consolidated)

Audited Consolidated statement of Cash Flows for the Half year ended March 31, 2025 (₹ in Lakhs)

PARTICULARS	As at March 31, 2025 (Audited)	As at March 31, 2024 (Audited)
A. CASH FLOW FROM OPERATING ACTIVITIES		
Profit After Tax	2599.72	1308.02
Adjusted for :		
a. Depreciation	228.60	173.34
b. Interest Expenses & Finance Cost	9.4	
c. Interest & Other Income	-298.72	
d. Other Adjustment		-99.21
Operating profit before working capital changes	2539.00	1382.16
Adjusted for :		
a. Decrease /(Increase) in Inventories	-258.2	
b. Decrease / (Increase) in trade receivable	-227.85	-1481.24
b. Decrease / (Increase) in Current Investments		0
c. (Increase) / Decrease in short term loans and advances	-375.30	-1589.41
d. Increase / (Decrease) in Trade Payables	-212.78	816.27
e. Increase / (Decrease) in short term provisions	135.49	65.64
f. Increase / (Decrease) in other current liabilities	316.88	-43.34
g. (Increase) / Decrease in Other Current Assets	132.94	-1686.88
h. Decrease /(Increase) in deferred tax liability	-141	8.99
other adjustments		
Cash generated from operations	1909.17	-2527.82
Income Tax Paid (net of refunds)		348.50
NET CASH GENERATED FROM OPERATION	1909.17	-2876.33

PARTICULARS	As at March 31, 2025 (Audited)	As at March 31, 2024 (Audited)
B. CASH FLOW FROM INVESTING ACTIVITIES		
(Purchase) / Sale of Purchase of Fixed Assets	-1380.65	-639.61
(Increase) / Decrease in Share Capital	0	438.7
Increase / (Decrease) Share Premium Reserve	0	5429.95
(Increase) / Decrease in Non Current investment	-618.76	
(Increase) in advance against Investment	-732.41	
Interest & Other Income	75.46	
(Increase) in Long term loans and Advances	-1854.49	
Change in Minority Interest	-1023.9	
Net cash (used) in investing activities	-5534.77	5229.03
C. CASH FLOW FROM FINANCING ACTIVITIES		
Dividend	-129.39	-108.02
Interest and Finance Cost	-9.4	
(Repayments) / proceeds of long term borrowings	-73.74	
(Increase) / Decrease in Warrants	2685.37	
Net cash generated/(used) in financing activities	2472.85	-108.02
Net Increase / (Decrease) in cash and cash equivalents	-1152.74	2244.68
Cash and cash equivalents at the beginning of the year	2321.84	77.17
Cash and cash equivalents at the end of the year	1169.09	2321.84

Stock Performance on the Exchange

As on 14th , May, 2025

BSE: (543895 INE008901016)	
Share Price ₹	327.25
Market Capitalization ₹ Cr	412.27
No. of Share Outstanding	1,29,62,500
Face Value ₹	10.00
52 Week High ₹	400.25
52 Week Low ₹	208.00



Forward-Looking Statement

Exhicon Events Media Solutions Ltd.



“As we close another successful financial year, I am pleased to report that Exhicon continues to thrive on the strength of its singular vision—delivering exclusive, integrated solutions that have no true parallel in the exhibitions and events ecosystem.

With a consolidated revenue of ₹14,649.94 lakhs and a significant profit leap to ₹ 5,737.82 lakhs, our financials reflect not just growth, but the exceptional resilience of our unique business model. Unlike traditional players, Exhicon is not in competition—we are in a category of our own, offering end-to-end infrastructure, media, technology, and service solutions that are unmatched in their comprehensiveness and customisation.

Our integrated approach, backed by proprietary systems, internal capabilities, and deep industry relationships, has allowed us to serve clients as partners rather than vendors. The market no longer seeks fragmented support—it seeks complete ecosystems. That’s what Exhicon delivers.

Looking ahead, we foresee strong momentum in our international expansion, digital transformation initiatives, and venue partnerships. With a fortified balance sheet and increased reserves, we are well-positioned to lead the next phase of evolution in the global MICE (Meetings, Incentives, Conferences, Exhibitions) space.

We remain committed to building a business that others may aspire to emulate but cannot replicate. On behalf of the Board and the entire Exhicon team, I thank our stakeholders for believing in a vision that goes beyond competition—towards leadership through exclusivity.”

M. Q Syed

CMD, Exhicon Events Media Solutions Ltd.



DISCLAIMER



Exhicon Events Media Solutions Limited has strategically pursued acquisitions to enhance its service offerings and fortify its market position in the exhibition industry. These acquisitions aim to provide clients with comprehensive, 360-degree solutions, catering to all their exhibition needs under one roof. By integrating additional services and building an in-house team, Exhicon ensures seamless and efficient solutions, boosting client satisfaction and operational capabilities.

Looking forward, Exhicon Events Media Solutions Limited is accelerating its growth and expansion. The focus on strategic acquisitions will continue to be a driving force, enabling the company to penetrate new markets and diversify its service offerings. With a strong pipeline of potential acquisitions and substantial cash reserves, Exhicon is well-positioned to seize opportunities and drive sustained growth. The forward-looking strategy includes expanding market reach, enhancing the service portfolio, and continuously improving operational efficiency to deliver maximum value to clients. The future holds immense potential for Exhicon Events Media Solutions Limited. The company's commitment to innovation, strategic acquisitions, and operational excellence will guide it in achieving growth objectives and solidifying its position as a leader in the exhibition services industry.



EXHICON

Registered Office: Unit No. 134 & 146, 1st Floor, Andheri Industrial Estate, Plot No. 22, Veera Desai Road, Andheri West, Mumbai, Maharashtra, 400053.

Pune Office: 133, next to Magarpatta, Hadapsar, Pune, Maharashtra 411028.

Delhi Office: Hans Bhavan, GF 11, Wing 2, IP Estate, New Delhi: 110002.

Ayodhya Office: A-1, Next to Tara ji resort, Dewkali bypass, Ayodhya, U.P 224001

Thailand Office: 162/51-52, Phangmuang Saikor Road, Patong, Phuket-83150, Thailand

Hong Kong Office: 1411, Cosco Towers, 183, Queens road, Central, Sheung Wan, Hong Kong

UAE Office : 1601, Al-Moosa Tower 1, Sheikh Zayed Rd., Dubai.

Tollfree: 1800 258 8103

Email: info@exhicongroup.com

Website: www.exhicongroup.com

Thank You

